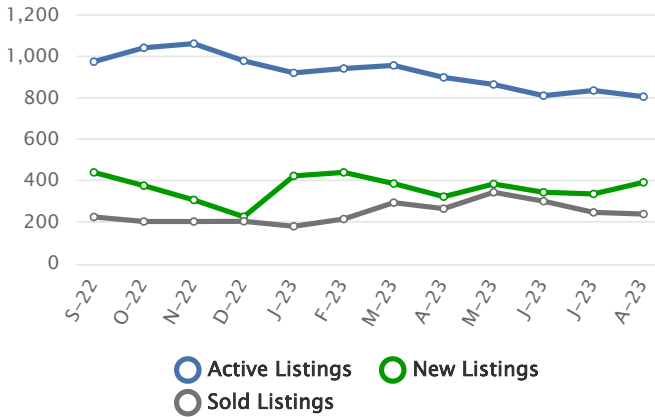


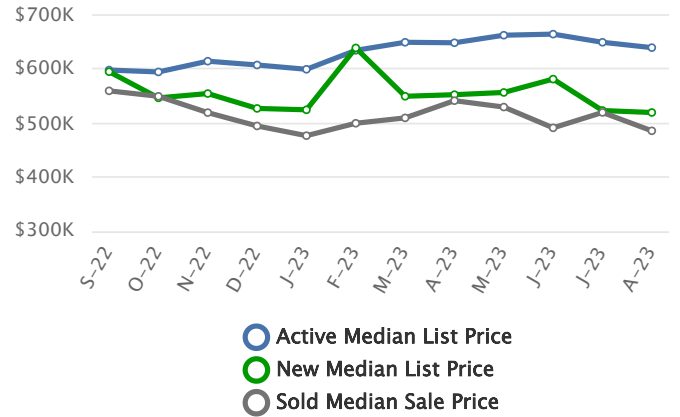
# Market Summary

Greater St. George Residential, August 2023

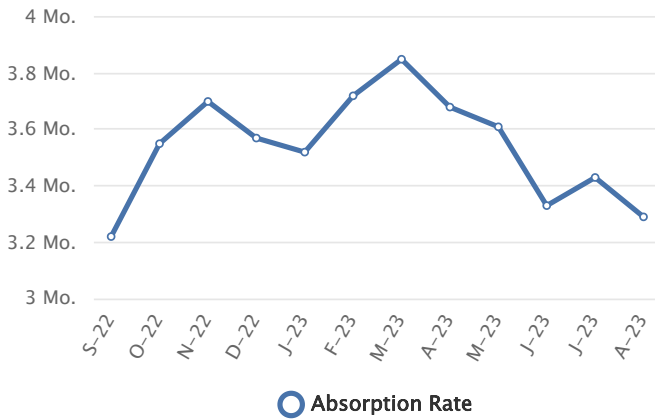
### Number of Listings



### Listing Prices



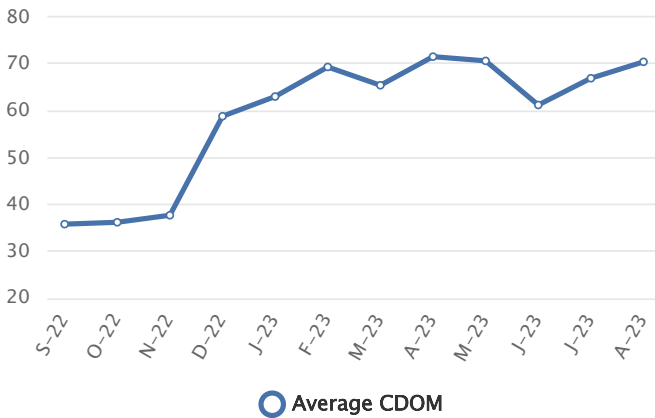
### Absorption Rate, in Months



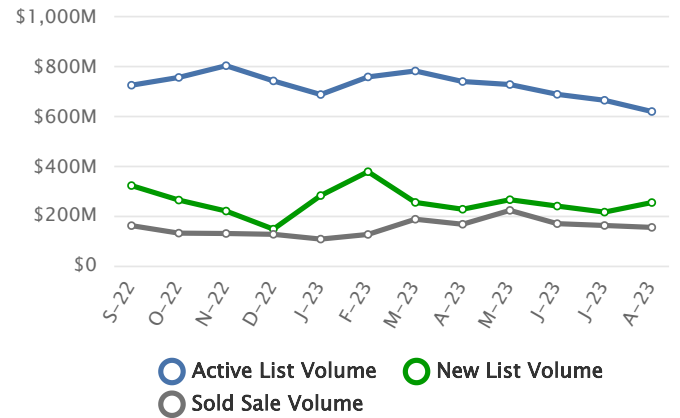
### Sold to List Ratio



### Days on Market



### Price Volume



## Summary Statistics

|                    | Aug-23    | Aug-22    | % Chg  | 2023 YTD  | 2022 YTD  | % Chg  |
|--------------------|-----------|-----------|--------|-----------|-----------|--------|
| Absorption Rate    | 3.29      | 2.96      | 11.15  | 3.55      | 1.6       | 121.87 |
| Average List Price | \$767,283 | \$751,737 | 2.07   | \$705,766 | \$725,951 | -2.78  |
| Median List Price  | \$640,000 | \$599,000 | 6.84   | \$560,500 | \$599,000 | -6.43  |
| Average Sale Price | \$636,756 | \$638,839 | -0.33  | \$613,284 | \$660,170 | -7.10  |
| Median Sale Price  | \$486,000 | \$560,000 | -13.21 | \$505,000 | \$566,375 | -10.84 |
| Average CDOM       | 70        | 35        | 100.00 | 67        | 23        | 191.30 |
| Median CDOM        | 31        | 20        | 55.00  | 39        | 9         | 333.33 |

## Sold Listings

|                     | This Month |      |       | Year to Date |      |       |
|---------------------|------------|------|-------|--------------|------|-------|
|                     | 2023       | 2022 | % Chg | 2023         | 2022 | % Chg |
| 0-49,999            | 0          | 0    | 0.0   | 2            | 0    | N/A   |
| 50,000-99,999       | 1          | 1    | 0.0   | 7            | 7    | 0.0   |
| 100,000-149,999     | 2          | 2    | 0.0   | 22           | 21   | 4.8   |
| 150,000-199,999     | 4          | 5    | -20.0 | 28           | 31   | -9.7  |
| 200,000-249,999     | 5          | 4    | 25.0  | 32           | 37   | -13.5 |
| 250,000-299,999     | 9          | 7    | 28.6  | 78           | 68   | 14.7  |
| 300,000-349,999     | 24         | 11   | 118.2 | 171          | 94   | 81.9  |
| 350,000-399,999     | 32         | 23   | 39.1  | 229          | 188  | 21.8  |
| 400,000-449,999     | 30         | 25   | 20.0  | 238          | 217  | 9.7   |
| 450,000-499,999     | 20         | 18   | 11.1  | 216          | 224  | -3.6  |
| 500,000-749,999     | 63         | 85   | -25.9 | 643          | 822  | -21.8 |
| 750,000-999,999     | 27         | 42   | -35.7 | 227          | 351  | -35.3 |
| 1,000,000-1,999,999 | 18         | 14   | 28.6  | 178          | 196  | -9.2  |
| 2,000,000-2,999,999 | 2          | 4    | -50.0 | 17           | 31   | -45.2 |
| 3,000,000-4,999,999 | 4          | 2    | 100.0 | 12           | 13   | -7.7  |
| 5,000,000+          | 0          | 0    | 0.0   | 1            | 1    | 0.0   |
| Totals              | 241        | 243  | -0.8  | 2101         | 2301 | -8.7  |

## Pending Listings

|                     | This Month |      |       | Year to Date |      |       |
|---------------------|------------|------|-------|--------------|------|-------|
|                     | 2023       | 2022 | % Chg | 2023         | 2022 | % Chg |
| 0-49,999            | 0          | 0    | 0.0   | 2            | 0    | N/A   |
| 50,000-99,999       | 1          | 1    | 0.0   | 5            | 7    | -28.6 |
| 100,000-149,999     | 2          | 2    | 0.0   | 15           | 18   | -16.7 |
| 150,000-199,999     | 5          | 2    | 150.0 | 35           | 31   | 12.9  |
| 200,000-249,999     | 4          | 5    | -20.0 | 31           | 46   | -32.6 |
| 250,000-299,999     | 11         | 6    | 83.3  | 74           | 65   | 13.8  |
| 300,000-349,999     | 21         | 12   | 75.0  | 172          | 100  | 72.0  |
| 350,000-399,999     | 42         | 23   | 82.6  | 289          | 186  | 55.4  |
| 400,000-449,999     | 26         | 26   | 0.0   | 220          | 213  | 3.3   |
| 450,000-499,999     | 21         | 20   | 5.0   | 242          | 226  | 7.1   |
| 500,000-749,999     | 62         | 83   | -25.3 | 667          | 774  | -13.8 |
| 750,000-999,999     | 32         | 25   | 28.0  | 253          | 365  | -30.7 |
| 1,000,000-1,999,999 | 20         | 26   | -23.1 | 184          | 214  | -14.0 |
| 2,000,000-2,999,999 | 4          | 3    | 33.3  | 22           | 31   | -29.0 |
| 3,000,000-4,999,999 | 1          | 1    | 0.0   | 12           | 14   | -14.3 |
| 5,000,000+          | 0          | 0    | 0.0   | 3            | 1    | 200.0 |
| Totals              | 252        | 235  | 7.2   | 2226         | 2291 | -2.8  |

### Active Listings

|                     | This Month |      |       | Year to Date |      |       |
|---------------------|------------|------|-------|--------------|------|-------|
|                     | 2023       | 2022 | % Chg | 2023         | 2022 | % Chg |
| 0-49,999            | 0          | 0    | 0.0   | 3            | 0    | N/A   |
| 50,000-99,999       | 4          | 0    | N/A   | 9            | 8    | 12.5  |
| 100,000-149,999     | 9          | 4    | 125.0 | 30           | 35   | -14.3 |
| 150,000-199,999     | 6          | 15   | -60.0 | 55           | 57   | -3.5  |
| 200,000-249,999     | 5          | 11   | -54.5 | 39           | 64   | -39.1 |
| 250,000-299,999     | 24         | 16   | 50.0  | 112          | 85   | 31.8  |
| 300,000-349,999     | 31         | 30   | 3.3   | 242          | 140  | 72.9  |
| 350,000-399,999     | 84         | 68   | 23.5  | 444          | 290  | 53.1  |
| 400,000-449,999     | 51         | 88   | -42.0 | 343          | 332  | 3.3   |
| 450,000-499,999     | 53         | 94   | -43.6 | 356          | 360  | -1.1  |
| 500,000-749,999     | 261        | 286  | -8.7  | 1197         | 1209 | -1.0  |
| 750,000-999,999     | 145        | 145  | 0.0   | 546          | 620  | -11.9 |
| 1,000,000-1,999,999 | 110        | 134  | -17.9 | 458          | 444  | 3.2   |
| 2,000,000-2,999,999 | 16         | 19   | -15.8 | 58           | 74   | -21.6 |
| 3,000,000-4,999,999 | 5          | 4    | 25.0  | 25           | 24   | 4.2   |
| 5,000,000+          | 3          | 3    | 0.0   | 12           | 5    | 140.0 |
| Totals              | 807        | 917  | -12.0 | 3929         | 3747 | 4.9   |

### New Listings

|                     | This Month |      |        | Year to Date |      |       |
|---------------------|------------|------|--------|--------------|------|-------|
|                     | 2023       | 2022 | % Chg  | 2023         | 2022 | % Chg |
| 0-49,999            | 1          | 0    | N/A    | 3            | 0    | N/A   |
| 50,000-99,999       | 0          | 0    | 0.0    | 8            | 7    | 14.3  |
| 100,000-149,999     | 0          | 3    | -100.0 | 21           | 27   | -22.2 |
| 150,000-199,999     | 4          | 9    | -55.6  | 36           | 46   | -21.7 |
| 200,000-249,999     | 4          | 3    | 33.3   | 31           | 55   | -43.6 |
| 250,000-299,999     | 12         | 8    | 50.0   | 91           | 80   | 13.8  |
| 300,000-349,999     | 27         | 19   | 42.1   | 182          | 135  | 34.8  |
| 350,000-399,999     | 59         | 52   | 13.5   | 362          | 281  | 28.8  |
| 400,000-449,999     | 46         | 39   | 17.9   | 272          | 318  | -14.5 |
| 450,000-499,999     | 36         | 39   | -7.7   | 291          | 341  | -14.7 |
| 500,000-749,999     | 112        | 154  | -27.3  | 915          | 1116 | -18.0 |
| 750,000-999,999     | 51         | 56   | -8.9   | 421          | 553  | -23.9 |
| 1,000,000-1,999,999 | 36         | 47   | -23.4  | 345          | 413  | -16.5 |
| 2,000,000-2,999,999 | 4          | 6    | -33.3  | 38           | 62   | -38.7 |
| 3,000,000-4,999,999 | 2          | 0    | N/A    | 20           | 15   | 33.3  |
| 5,000,000+          | 0          | 0    | 0.0    | 8            | 5    | 60.0  |
| Totals              | 394        | 435  | -9.4   | 3044         | 3454 | -11.9 |